

STREETSCAPE AND BUILDING DESIGN

TOWNHOUSES

CHARACTER STATEMENT

Ambia is a special place where you'll love living amongst the ambience of the classic Aussie landscape, however still be so close to everything you need such as schools, shops, parks and much more.

At Ambia, we've taken inspiration from the beauty of the Australian landscape to create an exciting, modern and relaxed environment for you to call home.

Townhouses at Ambia will follow simple principles to ensure this wonderful climate of ours is taken advantage of by designing with the outdoors in mind. Large expanses of glazing such as windows and bi-fold doors located at the front of the home will draw-in natural light and enhance interaction with your friendly neighbours. Make sure verandahs, pergolas and balconies are on the list too as views over the natural bushland will be yours forever.

Contemporary elements such as raked, gable-end and skillion roof forms, exposed structural beams, weather screens, feature walls and elements which provide articulation will be incorporated into elevations.

To contribute towards Ambia's signature aesthetic, a predominantly neutral colour palette will be complimented by feature materials including vertically proportioned timber elements, dry-stacked stone and breeze way blocks to add texture and interest.

Ornate or overly decorative elements such as moulding, finials/timber fretwork, glazing bars etc should be avoided to ensure a modern aesthetic.

To achieve the complete Ambia look, a native landscape palette should be adhered to for front gardens. A completely modern, waterwise and low maintenance design can be accomplished without incorporating turf. Birds will thrive in this environment, not to mention the amazing visual array that can be created using our wonderful selection of colourful, native plants.



Vertically proportioned timber



Substantial glazing




Balcony



Breeze blocks



Asymmetrical, raked gable-end roof element



Feature brick work



Articulation and louvre weather screens


STREETSCAPE AND BUILDING DESIGN

COLOUR & MATERIAL PALETTE

THE COLOUR PALETTE

The colour palette at Ambia is inspired by contemporary, neutral colours which will accent feature materials such as stone, timber and light-weight cladding such as weatherboard.


Selected colours shall be inspired by the below.



SIGNATURE FEATURE MATERIALS

Ambia's signature aesthetic is the combination of a contemporary colour palette with textural materials including dry-stacked stone in grey tones, vertically proportioned timber cladding such as Spotted Gum and light-weight cladding.

Architectural materials like breezeway blocks, steel elements such as screens and exposed aggregate are also strongly encouraged to achieve Ambia's point of difference.



ROOF COLOURS

Roof colours for both metal deck and roof tiles shall be consistent with the below.



FACEBRICK

Facebrick is permitted within primary elevations provided it is of the single course variety and selected colour are consistent with the below i.e. white, grey, light brown tones.

